



2013



Round 4 & 5 : Sydney Motorsports Park : August 1 - 4

SUPERSPORT

Round 5 - Qualifying

Date: 02/08/13
 Event: Q09
 Weather: Partly cloudy - Temp: 15.0C
 Track: Dry - Temp: 26.3C

Started at: 11:38:37
 Laps: 25 Min
 Starters: 23
 Printed at: 12:06

PROVISIONAL CLASSIFICATION

Pos	No	Gr	Name	Class	Machine	Fastest Lap	On Lap	Behind Prev	Behind Leader	Top Speed
1	41	C	Aiden WAGNER (QLD) / YRD / XXX Rated Suspension / Wagner Soil Testing		Yamaha YZF-R6	1:35.048	2 of 3			254
2	52	A	Ryan TAYLOR (VIC) / Yamaha / Pirelli / Motul / YRD / SW Racing		Yamaha YZF-R6	1:35.106	2 of 3	.058	.058	257
3	53	B	Mason COOTE (WA) / Dynoverks Racing / MSC Safe Co / Radmix / Dyno Verks / SP Racing		Yamaha YZF-R6	1:35.106	6 of 7		.058	260
4	64	B	Aaron MORRIS (VIC) / Maxima Yamaha / Ohlins / Arrow / Pirelli / RK Bell / Alpine Stars		Yamaha YZF-R6	1:35.315	3 of 4	.209	.267	257
5	78	B	Michael BLAIR (NSW) / YRD / Blair Build / M & C Plant / Campbells Building Materials		Yamaha YZF-R6	1:35.335	4 of 5	.020	.287	260
6	83	B	Kyle BUCKLEY (QLD) / Motorcycle Accessory Shop / Yamaha / YRD / xxx Rated Susp. / LAE Racing		Yamaha YZF-R6	1:35.394	2 of 3	.059	.346	257
7	82	A	Chris QUINN (NSW) / Coopers Pale Ale Yamaha / Holmes Extractive Resources		Yamaha YZF-R6	1:35.394	3 of 4		.346	260
8	50	B	Callum SPRIGGS (QLD) / YRD / Allsite Concrete Cutting / XXX Rated Suspensions		Yamaha YZF-R6	1:35.516	1 of 2	.122	.468	242
9	69	A	Michael LOCKART (NSW) / EPL International / Amorini / Armstrong Consulting / Kawasaki		Kawasaki ZX6R	1:35.748	7 of 8	.232	.700	254
10	96	A	Aaron GOBERT (NSW) / Wet 4 U Kawasaki / Bell / Alpinestar / Boulistic / Dunlop		Kawasaki ZX6R	1:35.829	2 of 3	.081	.781	254
11	2	A	Daniel FALZON (SA) / Yamaha / Catterpillar EPSA / Yamaha		Yamaha YZF-R6	1:36.000	3 of 4	.171	.952	260
12	59	B	Luke BURGESS (QLD) / Mackay Kawasaki / Kawasaki Finance (KMF) / HR Smart Solutions		Kawasaki ZX6R	1:36.326	5 of 6	.326	1.278	264
13	84	C	Thomas BRYDEN (NSW)		Yamaha YZF-R6	1:37.147	8 of 11	.821	2.099	260

Scott Laing

Chief Time Keeper - Scott Laing

Tom Williams

Clerk of Course - Tom Williams



Computime Race Timing Systems Pty Ltd © 1996


Licensed to Computime Race Timing Systems

www.computime.com.au

COMPUTIME RACE TIMING SYSTEMS PTY LTD

9 Timber Lane, Glen Waverley, Vic 3150. Ph : 0418 17 13 17

E-mail : scott@computime.com.au





2013

SUPERBIKE CHAMPIONSHIPS
BROUGHT TO YOU BY**Round 4 & 5 : Sydney Motorsports Park : August 1 - 4****SUPERSPORT****Round 5 - Qualifying**Date: 02/08/13
Event: Q09
Weather: Partly cloudy - Temp: 15.0C
Track: Dry - Temp: 26.3CStarted at: 11:38:37
Laps: 25 Min
Starters: 23
Printed at: 12:06**PROVISIONAL CLASSIFICATION**

Pos	No	Gr	Name	Class	Machine	Fastest Lap	On Lap	Behind Prev	Behind Leader	Top Speed
14	18	D	Mohd RAMDAN (MAL) / Team Petronas AHM Malaysia		Yamaha YZF-R6	1:37.299	6 of 9	.152	2.251	257
15	65	C	Hudson PITT (SA) / Hudson Pitt / Hyperfert / Underground Designs / All Bake Services		Suzuki GSX-R	1:37.608	10 of 10	.309	2.560	264
16	66	B	Aaiden COOTE (WA) / SP Racing / MSC Safe Co / Motorcycle Panel & Paint / SK Mining Serv.		Honda CBR RR	1:37.894	3 of 11	.286	2.846	257
17	68	C	Mitch LEVY (NSW) / Racers Edge Performance / Pirelli / MOTUL		Suzuki GSX-R	1:38.339	4 of 10	.445	3.291	260
18	97	C	Joshua CUMING (QLD) / Steve Vaughn / Fosters Ace Auto Repairs / Outback Jacks		Yamaha YZF-R6	1:38.733	7 of 8	.394	3.685	254
19	58	B	Anthony QUINN (NSW) / Coopers Pale Ale Yamaha / Holmes Extractive Resources		Yamaha YZF-R6	1:39.369	6 of 9	.636	4.321	254
20	81	C	Chris PERINI (NSW)		Triumph Daytona	1:40.403	3 of 4	1.034	5.355	228
21	24		Daniel MAYES (QLD)		Suzuki GSX-R	1:41.855	3 of 3	1.452	6.807	248
22	89		Anthony VILLELLA (QLD) / 2 wheels 'n' wear / Prime Clothing and Graphics		Suzuki GSX-R	1:43.010	8 of 8	1.155	7.962	251
23	32	D	David ROUGHLEY (QLD) / Lismore Motorcycles / Tyres For Bikes / Mick's Fix / Arlen Ness		Yamaha YZF-R6	1:44.686	9 of 10	1.676	9.638	254

Current best lap for SS class - 1:32.009 by Jamie STAUFFER (NSW) on a Yamaha YZF-R6 set on 15/03/08

*** ALL RIDERS QUALIFY / TOP 13 RIDERS PROGRESS TO SUPERPOLE ***


The results are provisional until the end of the time limit for protests and appeals.

Chief Time Keeper - Scott Laing

Clerk of Course - Tom Williams

Computime Race Timing Systems Pty Ltd © 1996
Licensed to Computime Race Timing Systemswww.computime.com.au**COMPUTIME RACE TIMING SYSTEMS PTY LTD**

9 Timber Lane, Glen Waverley, Vic 3150. Ph : 0418 17 13 17

E-mail : scott@computime.com.au



2013

QBE



Round 4 & 5 : Sydney Motorsports Park : August 1 - 4

SUPERSPORT

Round 5 - Qualifying

Date: 02/08/13
Event: Q09
Weather: Partly cloudy - Temp: 15.0C
Track: Dry - Temp: 26.3C

Started at: 11:38:37
Laps: 25 Min
Starters: 23
Printed at: 12:06

PROVISIONAL LAP TIMES

No	Name	Lap 1	Lap 2	Lap 3	Lap 4	Lap 5	Lap 6	Lap 7	Lap 8	Lap 9	Lap 10
2	Daniel FALZON (SA)	1:40.089	1:37.535	<u>1:36.000</u>	1:58.986						
18	Mohd RAMDAN (MAL)	1:37.901	1:44.224	2:05.129	1:38.057	1:37.888	<u>1:37.299</u>	2:18.892	5:57.486	2:10.727	
24	Daniel MAYES (QLD)	7:10.632	1:43.371	<u>1:41.855</u>							
32	David ROUGHLEY (QLD)	1:48.138	1:47.563	1:47.229	1:46.976	1:46.938	1:45.189	1:45.168	1:45.038	<u>1:44.686</u>	1:45.103
41	Aiden WAGNER (QLD)	1:35.414	<u>1:35.048</u>	2:03.264							
50	Callum SPRIGGS (QLD)	<u>1:35.516</u>	1:58.591								
52	Ryan TAYLOR (VIC)	1:35.959	<u>1:35.106</u>	1:47.291							
53	Mason COOTE (WA)	1:38.791	1:36.358	2:10.609	3:58.176	1:36.072	<u>1:35.106</u>	2:00.566			
58	Anthony QUINN (NSW)	1:51.071	1:41.930	1:39.699	1:40.030	1:39.822	<u>1:39.369</u>	2:14.357	4:04.061	1:41.646	
59	Luke BURGESS (QLD)	1:40.207	1:42.120	1:45.465	2:05.685	<u>1:36.326</u>	1:58.121				
64	Aaron MORRIS (VIC)	3:03.332	5:05.532	<u>1:35.315</u>	2:06.445						
65	Hudson PITT (SA)	1:39.933	1:38.717	1:39.254	1:38.160	1:37.970	4:47.476	1:38.017	1:38.244	5:27.969	<u>1:37.608</u>
66	Aaiden COOTE (WA)	1:48.132	1:38.350	<u>1:37.894</u>	2:10.335	3:40.076	2:05.294	2:42.774	1:54.325	2:06.326	2:58.118
	10	1:38.359									
68	Mitch LEVY (NSW)	1:43.564	1:40.453	1:39.491	<u>1:38.339</u>	1:51.246	2:38.913	1:38.823	1:39.069	1:38.785	2:00.169
69	Michael LOCKART (NSW)	1:38.354	1:37.663	4:53.624	1:42.488	1:37.455	1:36.027	<u>1:35.748</u>	2:13.578		
78	Michael BLAIR (NSW)	1:35.339	1:47.270	2:43.895	<u>1:35.335</u>	3:04.666					
81	Chris PERINI (NSW)	1:42.598	1:40.579	<u>1:40.403</u>	2:03.464						
82	Chris QUINN (NSW)	1:37.916	1:36.374	<u>1:35.394</u>	2:07.498						
83	Kyle BUCKLEY (QLD)	1:36.850	<u>1:35.394</u>	1:57.362							
84	Thomas BRYDEN (NSW)	1:41.220	1:38.676	1:38.671	1:53.411	3:00.212	1:37.850	1:39.530	<u>1:37.147</u>	1:37.875	1:37.493
	10	2:00.458									
89	Anthony VILLELLA (QLD)	1:48.082	1:46.304	1:45.568	1:45.091	1:44.215	1:44.125	1:44.803	<u>1:43.010</u>		
96	Aaron GOBERT (NSW)	1:36.653	<u>1:35.829</u>	1:58.566							
97	Joshua CUMING (QLD)	1:42.713	1:40.397	1:43.211	2:01.408	2:25.652	1:43.290	<u>1:38.733</u>	2:20.576		

*** ALL RIDERS QUALIFY / TOP 13 RIDERS PROGRESS TO SUPERPOLE ***

The results are provisional until the end of the time limit for protests and appeals.

Chief Time Keeper - Scott Laing

Clerk of Course - Tom Williams



Computime Race Timing Systems Pty Ltd © 1996


Licensed to Computime Race Timing Systems

www.computime.com.au

COMPUTIME RACE TIMING SYSTEMS PTY LTD

9 Timber Lane, Glen Waverley, Vic 3150. Ph : 0418 17 13 17

E-mail : scott@computime.com.au





2013

SUPERBIKE CHAMPIONSHIPS
BROUGHT TO YOU BY**Round 4 & 5 : Sydney Motorsports Park : August 1 - 4****SUPERSPORT****Round 5 - Qualifying**

Started at: 11:38:37

Laps: 25 Min

Starters: 23

Printed at: 12:06

Date: 02/08/13
Event: Q09
Weather: Partly cloudy - Temp: 15.0C
Track: Dry - Temp: 26.3C**PROVISIONAL SPLIT TIMES**

Lap	Split 1	Split 2	Split 3	Lap Time	Speed	Lap	Split 1	Split 2	Split 3	Lap Time	Speed
2 Daniel FALZON (SA) (11th)						1	1:09.384	41.619	26.365	2:17.368	254
1	10:12.336	48.958	28.379	11:29.673	257	2	29.003	40.475	25.936	1:35.414	251
2	30.749	42.851	26.489	1:40.089	260	3	28.769	40.432	25.847	1:35.048	248
3	29.552	41.212	26.771	1:37.535	257	4	36.537	44.834	41.893	2:03.264	
4	29.436	40.689	25.875	1:36.000	260	50 Callum SPRIGGS (QLD) (8th)					
5	32.381	47.510	39.095	1:58.986		1	1:04.584	42.754	26.152	2:13.490	242
18 Mohd RAMDAN (MAL) (14th)						2	29.303	40.697	25.516	1:35.516	242
1	1:14.854	42.954	26.688	2:24.496	245	3	34.197	45.056	39.338	1:58.591	
2	30.015	41.566	26.320	1:37.901	236	52 Ryan TAYLOR (VIC) (2nd)					
3	33.990	43.821	26.413	1:44.224	257	1	14:00.744	42.968	26.613	15:10.325	251
4	33.790	1:04.608	26.731	2:05.129	251	2	29.402	40.490	26.067	1:35.959	257
5	30.061	41.751	26.245	1:38.057	245	3	29.083	40.136	25.887	1:35.106	257
6	29.689	41.872	26.327	1:37.888	257	4	30.244	41.891	35.156	1:47.291	
7	29.583	41.357	26.359	1:37.299	251	53 Mason COOTE (WA) (3rd)					
8	37.895	47.757	53.240	2:18.892		1	4:36.086	43.771	26.690	5:46.547	248
9	4:08.072	1:13.651	35.763	5:57.486	239	2	30.910	41.656	26.225	1:38.791	260
10	33.993	53.972	42.762	2:10.727		3	29.471	40.839	26.048	1:36.358	254
24 Daniel MAYES (QLD) (21th)						4	37.407	46.763	46.439	2:10.609	
1	5:54.060	48.068	28.504	7:10.632	239	5	2:48.772	42.887	26.517	3:58.176	257
2	31.796	44.025	27.550	1:43.371	236	6	29.434	40.584	26.054	1:36.072	260
3	31.537	43.189	27.129	1:41.855	248	7	28.965	40.352	25.789	1:35.106	260
32 David ROUGHLEY (QLD) (23th)						8	30.835	45.532	44.199	2:00.566	
1	6:19.191	49.665	28.874	7:37.730	245	58 Anthony QUINN (NSW) (19th)					
2	33.257	46.480	28.401	1:48.138	231	1	5:45.246	51.512	29.775	7:06.533	245
3	33.290	45.958	28.315	1:47.563	239	2	34.635	48.778	27.658	1:51.071	245
4	33.156	45.740	28.333	1:47.229	248	3	32.073	42.954	26.903	1:41.930	251
5	32.974	45.816	28.186	1:46.976	236	4	30.793	42.238	26.668	1:39.699	254
6	33.078	46.006	27.854	1:46.938	254	5	30.704	42.492	26.834	1:40.030	254
7	32.237	45.089	27.863	1:45.189	248	6	30.788	42.321	26.713	1:39.822	254
8	32.303	45.141	27.724	1:45.168	254	7	30.523	42.134	26.712	1:39.369	254
9	32.286	44.871	27.881	1:45.038	239	8	30.652	56.735	46.970	2:14.357	
10	32.139	44.620	27.927	1:44.686	251	9	2:52.866	44.112	27.083	4:04.061	242
11	32.745	44.805	27.553	1:45.103	242	10	31.255	43.473	26.918	1:41.646	248
41 Aiden WAGNER (QLD) (1st)											

Chief Time Keeper - Scott Laing

Clerk of Course - Tom Williams



Computime Race Timing Systems Pty Ltd © 1996

Licensed to Computime Race Timing Systems

www.computime.com.au**COMPUTIME RACE TIMING SYSTEMS PTY LTD**

9 Timber Lane, Glen Waverley, Vic 3150. Ph : 0418 17 13 17

E-mail : scott@computime.com.au



2013



SUPERBIKE CHAMPIONSHIPS

BROUGHT TO YOU BY



www.ma.org.au

**Round 4 & 5 : Sydney Motorsports Park : August 1 - 4****SUPERSPORT****Round 5 - Qualifying**

Date: 02/08/13
 Event: Q09
 Weather: Partly cloudy - Temp: 15.0C
 Track: Dry - Temp: 26.3C

Started at: 11:38:37
 Laps: 25 Min
 Starters: 23
 Printed at: 12:06

PROVISIONAL SPLIT TIMES

Lap	Split 1	Split 2	Split 3	Lap Time	Speed	Lap	Split 1	Split 2	Split 3	Lap Time	Speed
59 Luke BURGESS (QLD) (12th)						9	32.545	54.891	26.889	1:54.325	245
1	2:10.046	46.306	27.732	3:24.084	257	10	30.079	41.323	54.924	2:06.326	
2	31.049	42.680	26.478	1:40.207	254	11	1:49.382	42.314	26.422	2:58.118	245
3	30.253	44.847	27.020	1:42.120	260	12	30.584	41.572	26.203	1:38.359	248
4	29.807	40.846	34.812	1:45.465		68 Mitch LEVY (NSW) (17th)					
5	57.635	41.738	26.312	2:05.685	264	1	6:54.064	47.273	28.258	8:09.595	242
6	29.504	40.812	26.010	1:36.326	251	2	31.902	44.218	27.444	1:43.564	239
7	34.289	45.487	38.345	1:58.121		3	30.757	42.792	26.904	1:40.453	260
64 Aaron MORRIS (VIC) (4th)						4	30.617	42.194	26.680	1:39.491	248
1	2:28.353	47.894	37.067	3:53.314		5	29.970	41.834	26.535	1:38.339	251
2	1:45.388	44.523	33.421	3:03.332	257	6	30.082	45.303	35.861	1:51.246	
3	3:56.674	42.445	26.413	5:05.532	251	7	1:29.170	43.157	26.586	2:38.913	242
4	28.977	40.433	25.905	1:35.315	254	8	30.300	41.925	26.598	1:38.823	254
5	34.895	48.932	42.618	2:06.445		9	30.169	42.132	26.768	1:39.069	257
65 Hudson PITT (SA) (15th)						10	30.048	42.140	26.597	1:38.785	254
1	1:58.380	45.977	27.269	3:11.626	245	11	32.890	45.828	41.451	2:00.169	
2	30.978	42.697	26.258	1:39.933	251	69 Michael LOCKART (NSW) (9th)					
3	30.294	42.099	26.324	1:38.717	260	1	1:42.702	45.872	26.880	2:55.454	236
4	30.025	41.945	27.284	1:39.254	257	2	30.518	41.619	26.217	1:38.354	239
5	30.120	41.813	26.227	1:38.160	257	3	30.308	41.273	26.082	1:37.663	251
6	29.973	41.823	26.174	1:37.970	260	4	3:36.296	48.638	28.690	4:53.624	218
7	3:36.024	43.584	27.868	4:47.476	257	5	31.788	44.287	26.413	1:42.488	248
8	29.928	41.896	26.193	1:38.017	254	6	30.212	41.296	25.947	1:37.455	248
9	29.885	41.962	26.397	1:38.244	264	7	29.649	40.706	25.672	1:36.027	254
10	4:18.606	42.830	26.533	5:27.969	254	8	29.499	40.560	25.689	1:35.748	236
11	29.952	41.506	26.150	1:37.608	257	9	37.141	51.669	44.768	2:13.578	
66 Aaiden COOTE (WA) (16th)						78 Michael BLAIR (NSW) (5th)					
1	33.526	44.974	27.200	1:45.700	257	1	1:10.051	44.312	26.219	2:20.582	254
2	38.677	43.044	26.411	1:48.132	248	2	29.250	40.466	25.623	1:35.339	260
3	30.133	41.403	26.814	1:38.350	245	3	29.786	40.512	36.972	1:47.270	
4	30.316	41.265	26.313	1:37.894	245	4	1:37.281	40.809	25.805	2:43.895	257
5	30.977	54.554	44.804	2:10.335		5	29.065	40.537	25.733	1:35.335	251
6	2:27.821	45.893	26.362	3:40.076	257	6	31.646	43.942	1:49.078	3:04.666	
7	31.526	49.604	44.164	2:05.294		81 Chris PERINI (NSW) (20th)					
8	1:29.486	45.837	27.451	2:42.774	248						

Scott Laing
 Chief Time Keeper - Scott Laing

Tom Williams
 Clerk of Course - Tom Williams




Computime Race Timing Systems Pty Ltd © 1996

Licensed to Computime Race Timing Systems

www.computime.com.au**COMPUTIME RACE TIMING SYSTEMS PTY LTD**

9 Timber Lane, Glen Waverley, Vic 3150. Ph : 0418 17 13 17

E-mail : scott@computime.com.au



2013



Round 4 & 5 : Sydney Motorsports Park : August 1 - 4

SUPERSPORT

Round 5 - Qualifying

Date: 02/08/13
 Event: Q09
 Weather: Partly cloudy - Temp: 15.0C
 Track: Dry - Temp: 26.3C


Started at: 11:38:37
 Laps: 25 Min
 Starters: 23
 Printed at: 12:06

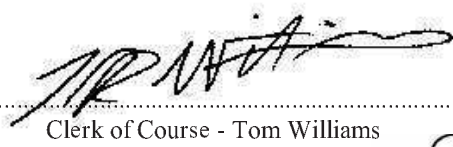
PROVISIONAL SPLIT TIMES

Lap	Split 1	Split 2	Split 3	Lap Time	Speed	Lap	Split 1	Split 2	Split 3	Lap Time	Speed
1	6:21.343	47.006	28.408	7:36.757	223	12	33.123	45.643	41.692	2:00.458	
2	31.958	43.144	27.496	1:42.598	228						
3	30.969	42.519	27.091	1:40.579	223						
4	30.865	42.578	26.960	1:40.403	223						
5	31.012	47.560	44.892	2:03.464							
82 Chris QUINN (NSW) (7th)						89 Anthony VILLELLA (QLD) (22th)					
1	6:14.133	48.962	27.151	7:30.246	245	1	2:57.547	48.750	29.368	4:15.665	242
2	30.466	41.495	25.955	1:37.916	260	2	33.770	45.847	28.465	1:48.082	239
3	29.330	40.738	26.306	1:36.374	260	3	32.916	45.313	28.075	1:46.304	245
4	29.159	40.444	25.791	1:35.394	251	4	32.827	44.768	27.973	1:45.568	245
5	35.560	50.657	41.281	2:07.498		5	32.631	44.586	27.874	1:45.091	248
						6	32.294	44.272	27.649	1:44.215	239
						7	32.011	44.337	27.777	1:44.125	248
						8	32.210	45.017	27.576	1:44.803	251
						9	31.774	43.660	27.576	1:43.010	251
83 Kyle BUCKLEY (QLD) (6th)						96 Aaron GOBERT (NSW) (10th)					
1	7:23.803	47.619	26.725	8:38.147	254	1	6:02.461	43.599	27.009	7:13.069	248
2	29.650	41.209	25.991	1:36.850	257	2	29.720	41.024	25.909	1:36.653	248
3	29.140	40.671	25.583	1:35.394	254	3	29.135	40.784	25.910	1:35.829	254
4	32.537	47.016	37.809	1:57.362		4	32.161	46.630	39.775	1:58.566	
84 Thomas BRYDEN (NSW) (13th)						97 Joshua CUMING (QLD) (18th)					
1	2:04.824	48.385	28.427	3:21.636	251	1	2:42.454	45.403	27.705	3:55.562	231
2	31.546	43.064	26.610	1:41.220	251	2	31.583	43.870	27.260	1:42.713	245
3	30.360	41.924	26.392	1:38.676	251	3	30.556	42.914	26.927	1:40.397	239
4	30.369	41.959	26.343	1:38.671	251	4	30.176	46.011	27.024	1:43.211	236
5	31.194	43.806	38.411	1:53.411		5	31.049	44.577	45.782	2:01.408	
6	1:51.468	42.514	26.230	3:00.212	254	6	1:15.657	43.202	26.793	2:25.652	239
7	30.081	41.523	26.246	1:37.850	260	7	30.222	46.307	26.761	1:43.290	233
8	30.284	42.937	26.309	1:39.530	239	8	30.037	42.089	26.607	1:38.733	254
9	29.741	41.258	26.148	1:37.147	257	9	34.389	52.686	53.501	2:20.576	
10	29.985	41.733	26.157	1:37.875	242						
11	30.024	41.337	26.132	1:37.493	251						

*** ALL RIDERS QUALIFY / TOP 13 RIDERS PROGRESS TO SUPERPOLE ***

The results are provisional until the end of the time limit for protests and appeals.



 Chief Time Keeper - Scott Laing


 Clerk of Course - Tom Williams



Computime Race Timing Systems Pty Ltd © 1996
 Licensed to Computime Race Timing Systems
www.computime.com.au

COMPUTIME RACE TIMING SYSTEMS PTY LTD
 9 Timber Lane, Glen Waverley, Vic 3150. Ph : 0418 17 13 17
 E-mail : scott@computime.com.au





2013



SUPERBIKE CHAMPIONSHIPS

BROUGHT TO YOU BY



MOTORCYCLING AUSTRALIA
www.ma.org.au



Round 4 & 5 : Sydney Motorsports Park : August 1 - 4

SUPERSPORT

Round 5 - Qualifying

Date: 02/08/13

Event: Q09

Weather: Partly cloudy - Temp: 15.0C

Track: Dry - Temp: 26.3C

Started at: 11:38:37

Laps: 25 Min

Starters: 23

Printed at: 12:06

PROVISIONAL FASTEST LAPS SEQUENCE

Race Time	No	Name	Machine	Fastest Lap	On Lap
3:33.832	66	Aaiden COOTE (WA)	Honda CBR RR	1:48.132	1
3:49.006	50	Callum SPRIGGS (QLD)	Yamaha YZF-R6	1:35.516	1
3:52.782	41	Aiden WAGNER (QLD)	Yamaha YZF-R6	1:35.414	1
3:55.921	78	Michael BLAIR (NSW)	Yamaha YZF-R6	1:35.339	1
5:27.830	41	Aiden WAGNER (QLD)	Yamaha YZF-R6	1:35.048	2

*** ALL RIDERS QUALIFY / TOP 13 RIDERS PROGRESS TO SUPERPOLE ***

The results are provisional until the end of the time limit for protests and appeals.

Chief Time Keeper - Scott Laing

Clerk of Course - Tom Williams



Computime Race Timing Systems Pty Ltd © 1996


Licensed to Computime Race Timing Systems

www.computime.com.au

COMPUTIME RACE TIMING SYSTEMS PTY LTD

9 Timber Lane, Glen Waverley, Vic 3150. Ph : 0418 17 13 17

E-mail : scott@computime.com.au





2013

SUPERBIKE CHAMPIONSHIPS
BROUGHT TO YOU BY**Round 4 & 5 : Sydney Motorsports Park : August 1 - 4****SUPERSPORT****Round 5 - Qualifying**Date: 02/08/13
Event: Q09
Weather: Partly cloudy - Temp: 15.0C
Track: Dry - Temp: 26.3CStarted at: 11:38:37
Laps: 25 Min
Starters: 23
Printed at: 12:06**PROVISIONAL BEST PARTIAL TIMES**

Pos	Name	Split 1		Split 2		Split 3		LAP	Ideal	Fastest
		Time	Name	Time	Name	Time	Name			
1	A. WAGNER	28.769	R. TAYLOR	40.136	C. SPRIGGS	25.516	A. WAGNER	1:35.048	1:35.048	
2	M. COOTE	28.965	M. COOTE	40.352	K. BUCKLEY	25.583	M. COOTE	1:35.106	1:35.106	
3	A. MORRIS	28.977	A. WAGNER	40.432	M. BLAIR	25.623	R. TAYLOR	1:35.106	1:35.106	
4	M. BLAIR	29.065	A. MORRIS	40.433	M. LOCKART	25.672	M. BLAIR	1:35.154	1:35.335	
5	R. TAYLOR	29.083	C. QUINN	40.444	M. COOTE	25.789	A. MORRIS	1:35.315	1:35.315	
6	A. GOBERT	29.135	M. BLAIR	40.466	C. QUINN	25.791	K. BUCKLEY	1:35.394	1:35.394	
7	K. BUCKLEY	29.140	M. LOCKART	40.560	A. WAGNER	25.847	C. QUINN	1:35.394	1:35.394	
8	C. QUINN	29.159	K. BUCKLEY	40.671	D. FALZON	25.875	C. SPRIGGS	1:35.516	1:35.516	
9	C. SPRIGGS	29.303	D. FALZON	40.689	R. TAYLOR	25.887	M. LOCKART	1:35.731	1:35.748	
10	D. FALZON	29.436	C. SPRIGGS	40.697	A. MORRIS	25.905	A. GOBERT	1:35.828	1:35.829	
11	M. LOCKART	29.499	A. GOBERT	40.784	A. GOBERT	25.909	D. FALZON	1:36.000	1:36.000	
12	L. BURGESS	29.504	L. BURGESS	40.812	L. BURGESS	26.010	L. BURGESS	1:36.326	1:36.326	
13	M. RAMDAN	29.583	T. BRYDEN	41.258	T. BRYDEN	26.132	T. BRYDEN	1:37.131	1:37.147	
14	T. BRYDEN	29.741	A. COOTE	41.265	H. PITT	26.150	M. RAMDAN	1:37.185	1:37.299	
15	H. PITT	29.885	M. RAMDAN	41.357	A. COOTE	26.203	H. PITT	1:37.541	1:37.608	
16	M. LEVY	29.970	H. PITT	41.506	M. RAMDAN	26.245	A. COOTE	1:37.547	1:37.894	
17	J. CUMING	30.037	M. LEVY	41.834	M. LEVY	26.535	M. LEVY	1:38.339	1:38.339	
18	A. COOTE	30.079	J. CUMING	42.089	J. CUMING	26.607	J. CUMING	1:38.733	1:38.733	
19	A. QUINN	30.523	A. QUINN	42.134	A. QUINN	26.668	A. QUINN	1:39.325	1:39.369	
20	C. PERINI	30.865	C. PERINI	42.519	C. PERINI	26.960	C. PERINI	1:40.344	1:40.403	
21	D. MAYES	31.537	D. MAYES	43.189	D. MAYES	27.129	D. MAYES	1:41.855	1:41.855	
22	A. VILLELLA	31.774	A. VILLELLA	43.660	D. ROUGHLEY	27.553	A. VILLELLA	1:43.010	1:43.010	
23	D. ROUGHLEY	32.139	D. ROUGHLEY	44.620	A. VILLELLA	27.576	D. ROUGHLEY	1:44.312	1:44.686	

*** ALL RIDERS QUALIFY / TOP 13 RIDERS PROGRESS TO SUPERPOLE ***

The results are provisional until the end of the time limit for protests and appeals.

Chief Time Keeper - Scott Laing

Clerk of Course - Tom Williams

Computime Race Timing Systems Pty Ltd © 1996
Licensed to Computime Race Timing Systemswww.computime.com.au**COMPUTIME RACE TIMING SYSTEMS PTY LTD**

9 Timber Lane, Glen Waverley, Vic 3150. Ph : 0418 17 13 17

E-mail : scott@computime.com.au